INDUSTRIAL REFRIGERATION°

Product overview

CABERO
HEAT EXCHANGER

Air coolers and evaporators

THE COMPANY°

→→→ CABERO is an independent, innovative full-service provider and leading producer of heat exchangers for refrigeration and air conditioning.

CABERO headquarters in Grafrath

Production site in Kaposvár/Hungary

The company

The sales organisation founded in 1980 by Tino Cabero Snr has since established itself as one of the leading full-line suppliers of heat exchangers for air-conditioning and refrigeration technology. In addition to its headquarters, CABERO has **production sites in Germany, China and Hungary**, as well as 17 national and international sales offices processing our customers' requirements in over 39 countries.

Selection

All of our customer advisers work with a proprietary, specially developed software package based on thermodynamic algorithms. This allows us to design complete or individual solutions which include accessories programs and meet all requirements. A calculation of the running costs for the required system is of course possible.

Philosophy

When it comes to development and implementation, the company always attaches great importance to adapting to the needs of its dynamic market. As a result, CABERO is able to offer the best long-term solutions for the changing needs of its customers and operators: a component that plays its part in ensuring a project's success.

High demands

CABERO believes in its own high quality standards – from the professionalism and experience of its employees to minuscule fluctuations, state-of-the-art production technologies and exacting final checks. All products are designed and developed in Germany. All production sites are software supported to ensure just-in-time production and electronically monitored compliance with quality standards.

→→→ Flexibility, bundled strength and a keen sense of responsibility for our projects as well as technical innovation enable us to provide the services needed to ensure success all the way down the line.

Service portfolio

Our projects are accompanied by sales engineers from design and optimisation right through to commissioning. All data can be tested in practice via test runs and measurements – for this, performance tests are carried out on internal test rigs and also at DMT TÜV Nord. The following analysis results can be provided:

- Material testing
- X-ray analysis
- Vibration tests
- Wind and snow load calculations
- Flow simulations

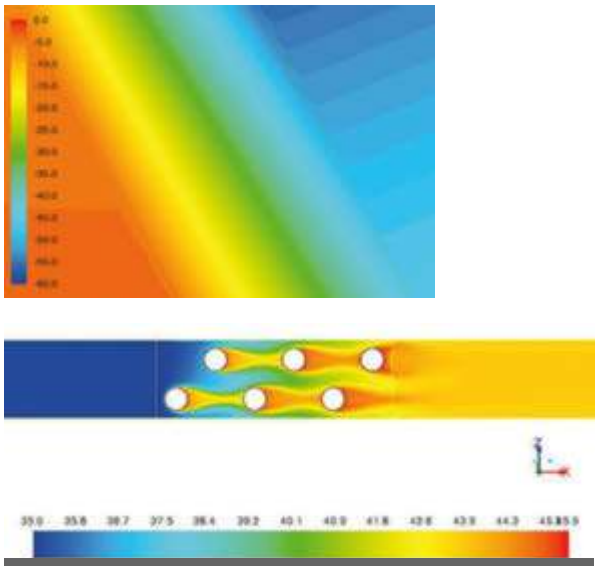

Flow simulations

Test tank for final inspection

- Quality management system certified to DIN EN ISO 9001: 2009
- Manufacture of pressure equipment in accordance with Pressure Equipment Directive 79/23/EC
- Welding technology quality requirements certified to DIN EN ISO 3834-2: 2006
- Internal production surveillance with acceptance monitoring (module A1) in accordance with Pressure Equipment Directive 97/23/EC: Certification in accordance with Module A1 of the Pressure Equipment Directive 97/23/EC



PRODUCT OVERVIEW°

→→→ Industrial air coolers and evaporators are used in a variety of applications across all manufacturing, production and storage sites for foodstuffs and consumer goods.

1 Ceiling evaporators/air coolers – Industry Series

IEHR	HFKW	IEHGA	NH_3
IEHRS	HFKW	IAHB	Brine/glycol
IEHRSCO2	CO_2	IAHBS	Brine/glycol
IEHSA	NH_3		

2 Ceiling evaporators/air coolers – fruit and vegetable refrigeration

IIEHRV	HFKW	IEHGAV	NH_3
IEHRSV	HFKW	IAHBV	Brine/glycol
IEHSAV	NH_3	IAHBSV	Brine/glycol

3 Ceiling evaporators/air coolers – Industry Series

IEDH	HFKW	IEDHSSCO2	CO_2
IEDHSS	HFKW	IEDHB	Brine/glycol
IEDHSA	NH_3	IEDHBSS	Brine/glycol
IEDHCO2	CO_2		

4 Shock frosters

IBF	HFKW
IBFSS	HFKW
IBFSA	NH_3
IBFB	Brine/glycol
IBFSSCO2	CO_2

5 Insulated coolers

CIK	HFKW
CIKSS	HFKW
CIKSA	NH_3
CIKSSCO2	CO_2
CIKB	Brine/glycol

CABERO

→→→ Each unit is unique and designed to precisely meet individual requirements. Our extensive experience and highly specialised software enable us to create ideal solutions for every project.

6 Penthouse coolers

CPK	HFKW	CPKCO2	CO_2
CPKSS	HFKW	CPKB	Brine/glycol
CPKSA	NH_3		

7 Standing evaporators

CSV	HFKW	CSVCO2	CO_2
CSVSS	HFKW	CSVB	Brine/glycol
CSVSA	NH_3		

8 Workspace evaporators

CPC	HFKW	CPCSSCO2	CO_2
CPCSS	HFKW	CPCB	Brine/glycol
CPSA	NH_3		

9 Heat exchanger units

10 Commercial evaporators: CUBIC

CH	HFKW	CHCO2	CO_2
CHSS	HFKW	BCH	Brine/glycol
CHSA	NH_3	BCHSS	Brine/glycol
CHSSCO2	CO_2		

11 Commercial evaporators: DUAL

DH	HFKW	DHCO2	CO_2
DHSS	HFKW	BCD	Brine/glycol
DHSA	NH_3	BCDSS	Brine/glycol
DHSSCO2	CO_2		

12 Commercial evaporators: MONO

LPCSA	HFKW	LPCCO2	CO_2
LPCSS	HFKW	BLPC	Brine/glycol
LPCSSCO2	NH_3	BLPCSS	Brine/glycol
	CO_2		

TECHNICAL DETAILS°

→→→ Applied technology – every detail is a response to the unique demands of the site.

Requirements

Not only must CABERO appliances precisely meet general requirements for temperature, operational safety, reliability, sound and hygiene, they must also comply with product and environment-specific details such as humidity and airflow. CABERO products fulfil all of these demands and thus also play their part in quality assurance of goods before, during and after production.

A personal focus

The welfare of people is always a critical factor. In all calculations, priority must be given to ensuring that employees can enjoy a healthy and positive working environment with regard to hygiene provision, noise levels and drafts. The result is an increase in the productivity of each individual.

1 **Heat exchanger unit**

2 **Pipe configuration**

3 **Connection systems**

4 **Housing**

5 **Fans**

6 **Protective function**

→→→ Technical details – creating advantages for the company and the operator.

The details

1 Heat exchanger unit

- Smooth tube; 12 or 16 mm in copper and 12,16 or 20 mm in stainless steel, galvanized steel or aluminium alloy
- Fin spacing: 4-12 mm or split-fin spacing for longer service life, in aluminium, epoxy, or AlMg 2.5 AlMg 3, stainless steel, copper or galvanized steel
- Operating pressures up to 45 bar (copper) or 90 bar (stainless steel)

2 Pipe configuration

Our industrial heat exchangers have a parallel or in-line pipe configuration. The resulting distances gained ensure higher temperatures between the pipes, reducing ice build-up and dehumidification as well as providing other benefits:

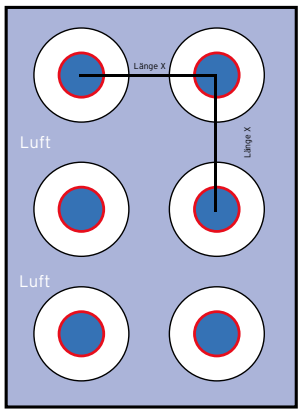

- Better reach
- Reduced air dehumidification and ice build-up
- Increased weight and volume of refrigerated goods
- Reduced energy, operating and maintenance costs
- Reduced defrost cycles and run-time of the compressors
- Longer shelf life of goods

3 Connection systems

Flexible arrangement of the refrigerant connectors (side or top), optional insulated end sheaths, junctions on steel or stainless steel pipe, welded condensate drain.

4 Housing

Stainless steel or galvanized steel, powder-coated in RAL 9010 prior to assembly

5 Fans

300 - 900 mm diameter, IP54 standard, suction or pressure operated design, AC or energy-saving EC fans, directly controllable via 0 - 10 V, 4 - 20 mA or Modbus signal.
All motors comply with the 2015 ErP Directive

6 Protective function of the fans

Fault reporting relays with potential-free contacts

- Stall prevention
- Phase failure detection
- Gentle start-up of motors
- Mains under-voltage detection
- Overheating protection for the electronics and motor
- Low temperature lubrication

Short circuit protection, low noise and optimised air flow, grille with KTL coating or optional stainless steel, industrial fans with standard motors for high external compression (e.g. for rapid cooling)

- Extensive options for cabling and control
- Pre-wiring
- "Streamers" included (guide wheel/jet nozzle)
- DoD (Defrost on Demand) control

Ceiling evaporators°

→→→ Industry Series

Ceiling evaporators/air coolers – Industry Series

Application	Refrigeration					Air conditioning	
	Industry						
Design	IEHR	IEHRS	IEHRSCO2	IEHSA	IEHGA	IAHB	IAHBS
Geometry	in-line						
Power range	50-200 kW			40-60 kW		20-90kW	
Fin spacing	4, 7, 10, 12, 8-16				5, 8, 12	4, 7, 10, 12, 6-12, 8-16	
Medium	HFKW		CO_2	NH_3		brine, glycol	
Pipe material	Cu		stainless steel		zinc-plated	Cu	stainless steel
Fin material	aluminium, epoxy, $AlMg_3$, stainless steel				zinc-plated	aluminium, epoxy, $AlMg_3$, stainless steel	
Air alignment	horizontal one-sided						

Details

In-line pipe configuration

Defrosting:
- Defrost flaps
- Electric, hot gas, brine or water

Air circulation:
Targeted air circulation for cooling of specific areas

Hygiene:
Folding components allow easy access
for cleaning the device from the inside.

Construction:
- Different housing heights
- Welded condensate drains
- Housing FeZn
- Tray $AlMg_3$
- Powder coated in RAL 9010, cut edges painted

Optional accessories

- Downstream heating register (electric or heat exchanger)
- Fan heating ring
- Double and insulated tray
- Defrost flap
- Shut up with air intake hoods
- Air intake/exhaust hoods
- Mounting feet
- Insulated end sheaths
- Folding fans
- Streamers (guide wheel/jet nozzle)
- Air hose connections
- Repair switch, wired to fan
- EC fans
- DoD (Defrost on Demand) controls
- Housing: stainless steel or $AlMg_3$
- Special fin spacing
- Side cover with hinge and quick release

Ceiling evaporators°

→→→ Fruit and vegetable refrigeration

Ceiling evaporators/air coolers – for fruit and vegetable refrigeration

Application	Refrigeration				Air conditioning	
	Industry					
Design	IEHRV	IEHRSV	IEHSAV	IEHGAV	IAHBV	IAHBSV
Geometry	in-line					
Power range	5-200 kW		5-160 kW		10-90kW	
Fin spacing	4, 7, 10, 12, 8-16				10, 12, 6-12, 8-16	
Medium	HFKW		NH_3		brine, glycol	
Pipe material	Cu		stainless steel		Cu	stainless steel
Fin material	aluminium, epoxy, $AlMg_3$,			stainless steel	aluminium, epoxy, $AlMg_3$, stainless steel	
Air alignment	pressure-operated design				horizontal one-sided exhaust	

→→→ Fruit and vegetable refrigeration

Details

Defrosting:
Electric, hot gas, brine or water

Preserving quality:
In-line pipe configuration and large fin exchange surfaces for reduced air dehumidification and ice build-up.
The result: the chilled goods lose less weight and quality.

Construction:
- Air deflector at the air outlet to increase the airflow
- SlimLine – flat housing design
- Welded condensate drains
- Housing: FeZ, tray: $AlMg_3$
- Powder coated in RAL 9010
- Cut edges painted

Optional accessories

- Double and insulated tray
- Defrost flaps
- Exhaust hoods
- Mounting feet
- Folding fans
- Repair switch, wired to fan
- Housing: stainless steel or $AlMg_3$
- Downstream heating register (electric or heat exchanger)
- Special fin spacing
- Side cover with hinge and quick release
- DoD (Defrost on Demand) control
- EC fans

Double block evaporators°

→→→ Industry Series

Ceiling evaporators/air coolers – Industry Series

Application	Refrigeration					Air conditioning	
	Industry						
Design	IEDH	IEDHSS	IEDHSA	IEDHSSCO2	IEDHCO2	IEDHB	IEDHBSS
Geometry	in-line						
Power range	5-80 kW		40-160kW	5-80 kW		5-90KW	
Fin spacing	4, 7, 10		4, 7, 10, 12	4, 7, 10			
Medium	HFKW		NH_3	CO_2		brine, glycol	
Pipe material	Cu	stainless steel			Cu		stainless steel
Fin material	aluminium, epoxy, $AlMg_3$, stainless steel						
Air alignment	horizontal two-sided, pressure operated						

Details

Defrosting:
Electric, hot gas, brine or water

Hygiene:
Folding function of trays and optional fan plates
allow easy access for cleaning the devices from the inside.

Construction:
- Welded condensate drains
- Flat designs
- Housing FeZ, tray $AlMg_3$, powder coated in RAL 9010
- Cut edges painted

Optional accessories

- Heating register
- Double and insulated tray
- Mounting feet
- Insulated end sheaths
- Folding fans
- Repair switch, wired to fan
- DoD (Defrost on Demand) control
- EC fans

Shock frosters°

→→→ Effective refrigeration and freezing in the shortest time periods.

Shock frosters

Application	Refrigeration				Air conditioning
	Industry				
Design	IBF	IBFSS	IBFSA	IBFSSCO2	IBFB
Geometry	in-line				
Power range	5-250 kW				
Fin spacing	8, 10, 12, 6-12, 8-16, 10-20, 12-24				
Medium	HFKW		NH_3	CO_2	glycol, brine
Pipe material	Cu	stainless steel			Cu
Fin material	aluminium, epoxy, $AlMg_3$, stainless steel				
Air alignment	horizontal one-sided				

→→→ Effective refrigeration and freezing in the shortest time periods.

Details

Air circulation:
Targeted air circulation for cooling of specific areas

Adaptability:
Different output levels and air flow rates
as required (customer-specific external pressure
and air throw)

Durability:
Double or triple fin spacing extends the operating time between
defrosting cycles for increased efficiency

Defrosting:
Electric, hot gas, brine or water

Construction:
- Welded condensate drains
- Flat designs
- Housing: FeZ, tray: $AlMg_3$, powder coated in RAL 9010
- Cut edges painted

Optional accessories

- Fan heating ring
- Double and insulated tray
- Mounting feet or ceiling suspension
- Insulated end sheaths
- Folding fans
- Repair switch wired to fan
- Reinforced plenum design
- Reinforced fans
- DoD (Defrost on Demand) control
- Stainless steel housing
- Special fin spacing
- Slanting fan plenum
- Exhaust hoods

Insulated coolers°

→→→ For separate installation away from the storage facility

Insulated coolers

Application	Refrigeration				Air conditioning
	Industry				
Design	CIK	CIKSS	CIKSA	CIKSSCO2	CIKB
Geometry	in-line, optionally offset				
Power range	5-300 kW				
Fin spacing	8, 10, 12, 16, 8-16				
Medium	HKFW		NH_3	CO_2	glycol, brine
Pipe material	Cu	stainless steel			Cu
Fin material	aluminium, epoxy, $AlMg_3$, stainless steel				
Air alignment	horizontal one-sided				

→→→ For separate installation away from the storage facility

Details

Design:
- Insulating cell (vapour tight) with wall thickness 80 - 200 mm
- Lockable access door (vapour tight)
- Walkable, slanting, waterproof base plate made of stainless steel
- Interior lighting
- Automatic flap control
- Control cabinet with various interfaces
- Axial fans in IP54 and IP66
- All components factory installed inside the insulating chamber

Defrosting:
Electric, hot gas, brine

Application-specific advantages:
- Easy access for service and maintenance at ambient or defrost temperatures
- Space-saving through maximum utilisation of the storage space
- Protection against damage from forklifts
- Convenient technical inspections, regardless of the space situation
- Ideal for difficult space conditions
- The flap disconnects the cold storage room from the insulated cooler; thus, the introduction of heat can be almost completely prevented during the defrosting process
- Efficient and quick defrosting with the flap closed via recirculation mode

Optional accessories

- Cell in stainless steel design
- Weatherproof roof for outdoor installation
- Doorframe electrically heated
- DoD (Defrost on Demand) control
- External connections
- Radial fans
- EC fans

Penthouse coolers°

→→→ Ideal for difficult space conditions

Penthouse coolers

Application	Refrigeration				Air condition-ing
	Industry				
Design	CPK	CPKSS	CPKSA	CPKCO2	CPKB
Geometry	in-line				
Power range	50-200 kW		30-200 kW		
Fin spacing	8, 10, 12, 16, 8-16				
Medium	HFKW		NH_3	CO_2	glycol, brine
Pipe material	Cu	stainless steel			Cu
Fin material	aluminium, epoxy, $AlMg_3$, stainless steel				
Air alignment	vertical air intake and vertical exhaust				

→→→ Ideal for difficult space conditions

Details

Design:
- Air intake via warehouse roof
- Arrangement of fans ensures optimal air flow
- Air duct through closed exhaust vent
- Short ducts: reduced pressure drop, prevention of air short-circuits, variable exhaust direction

Air circulation:
- The air to be cooled is drawn in through the cold room's ceiling and blown out via air ducts
- Refrigerant usage can be optimised via the arrangement of devices on the roof



Efficiency:
- Inspection flaps make it easier to service the fans and electrical components
- Optional defrost flaps prevent heat input into the cold room during the defrosting process

Advantages:
- Easy access for service and maintenance
- Space-saving through maximum utilisation of the storage space
- Convenient technical inspections, regardless of the space situation
- Ideal for difficult space conditions

Optional accessories

- Air register
- Insulating cell (vapour tight) with insulating wall thickness 80 - 200 mm
- Lockable access door (vapour tight), door frame electrically heated
- All components are factory installed in the insulating chamber
- Air intake with step grid design
- Control cabinet for DoD (Defrost on Demand) and flap control
- Weatherproof roof for outdoor installation

Standing evaporators°

→→→ Free-standing solutions

Standing evaporators/air coolers

Application	Refrigeration				Air condition-ing
	Industry				
Design	CSV	CSVSS	CSVSA	CSVCO2	CSVB
Geometry	in-line				
Power range	30-200 kW			30-140kW	
Fin spacing	8, 10, 12, 16, 8-16				
Medium	HFKW		NH_3	CO_2	glycol, brine
Pipe material	Cu	stainless steel			Cu
Fin material	aluminium, epoxy, $AlMg_3$, stainless steel				
Air alignment	vertical exhaust				

→→→ Free-standing solutions

Details

Design:

- Housing made of FeZn, powder coated in RAL 9010
- AC axial fans for high external pressure
- Duct connection with inspection ports
- Slanted, sloping condensate water tray
- Welded condensate drains



Optional accessories

- Fan heating ring
- Double insulated and heated tray
- Repair switch wired to fan
- Reinforced AC axial fans
- Stainless steel housing
- Special fin spacing
- Defrost flaps
- Inspection ports
- DoD (Defrost on Demand) control

Workspace evaporators°

→→→ For even greater efficiency and cost savings in building technology

Workspace evaporators/air coolers

Application	Refrigeration				Air conditioning
	Industry				
Design	CPC	CPCSS	CPSA	CPCSSCO2	CPCB
Geometry	in-line, optionally offset				
Power range	5-42 kW				
Fin spacing	8, 10, 12, 16, 8-16				
Medium	HKFW		NH_3	CO_2	glycol, brine
Pipe material	Cu	stainless steel			Cu
Fin material	aluminium, epoxy, $AlMg_3$, stainless steel				
Air alignment	air intake at the top, exhaust over block				

→→→ For even greater efficiency and cost savings in building technology

Details

Defrosting:
Electric, hot gas or brine

Quality preservation:
- In-line pipe configuration and large fan exchange surfaces for reduced dehumidification
- "Draft-free" operation via special air flow; suitable for use in processing facilities and workrooms
- Quiet due to low-speed fans

Construction:
- Folding drip trays with quick-release enable access to all components, and thus easy cleaning and inspection
- Height-adjustable ceiling hangers
- Welded condensate drains
- Housing made of $AlMg_3$, powder coated in RAL 9010
- Cut edges painted

Optional accessories

- Heating register
- EC fans
- Double and insulated tray
- Special fin spacing
- Stainless steel housing
- Repair switch, wired to fan

Heat exchanger units°

→→→ Flexible refrigeration on demand

Heat exchanger units – Industry Series

Application	Refrigeration
	Industry
Geometry	offset: 2522/3732/5527,5; in-line: 5555
Power range	0.5-1000 kW
Fin spacing	Customised from 1.5-12 mm
Medium	all common refrigerants; oil, glycol, brine, propane
Pipe material	Cu, stainless steel, aluminium o 3/8", 12 mm, 5/8", 20mm
Air alignment	horizontal or vertical

→→→ Flexible refrigeration on demand

Details

Flexibility:
Thermodynamically developed heat exchanger units specially designed to meet all requirements, with a choice of pipe arrangements, pipe diameter, fin spacings and a complete choice of materials – optimised for specific applications and usage.

Defrosting:
Hot gas, electric, brine circuit, water

Optional accessories

- Mounting feet
- Condensate tray
- Air inlet/outlet housing
- Insulated end sheaths

CUBIC°

→→→ Evaporators/air coolers for commercial operation

Evaporators/air coolers

Application	Refrigeration						
	Industry						
Design	CH	CHSS	CHSA	CHSSCO2	CHCO2	BCH	BCHSS
Geometry	offset						
Power range	0.5-60 kW						
Fin spacing	4, 7						
Medium	HKFW		NH_3	CO_2		glycol, brine	
Pipe material	Cu	stainless steel			Cu		stainless steel
Fin material	aluminium, epoxy, $AlMg_3$, stainless steel						
Air alignment	horizontal one-sided						

→→→ Evaporators/air coolers for commercial operation

Details

Pipe configuration:
Offset

Air circulation:
Suction

Defrosting: E
Electric, hot gas or brine

Hygiene:
Foldable trays, bypass and fan plates provide easy access for cleaning the devices from the inside

Construction:
- Welded condensate drains
- Ceiling suspension with slotted hole
- Unit dimensions optimised for transport and storage
- No condensation in exterior areas due to thermally decoupled drip tray
- Housing made of aluminium or $AlMg_3$, powder coated in RAL 9010, cut edges painted

Optional accessories

- Fan heating ring
- Double and insulated tray
- Mounting feet
- Folding fans
- Streamers (guide wheel/jet nozzle)
- Air hose connection
- Repair switch, wired to fan
- EC fans
- DoD (Defrost on Demand) control
- Stainless steel housing
- Side cover with hinge and quick release
- Special fins

DUAL°

→→→ Evaporators/air coolers for commercial operation

Evaporators/air coolers

Application	Refrigeration						
	Industry						
Design	DH	DHSS	DHSA	DHSSCO2	DHCO2	BCD	BCDSS
Geometry	offset						
Power range	2-15 kW						
Fin spacing	4, 7						
Medium	HKFW		NH_3	CO_2		glycol, brine	
Pipe material	Cu	stainless steel			Cu		stainless steel
Fin material	aluminium, epoxy, $AlMg_3$, stainless steel						
Air alignment	air intake from below, exhaust on both sides						

→→→ Evaporators/air coolers for commercial operation

Details

Pipe configuration:
Offset

Air circulation:
Pressure operated

Defrosting:
Electric, hot gas or brine

Hygiene:
Foldable trays, bypass and fan plates provide
easy access for cleaning the devices from the inside

Construction:
- Welded condensate drains
- Ceiling suspension with slotted hole
- No condensation in exterior areas due to thermally decoupled drip tray

Optional accessories

- Fan heating ring
- Double and insulated tray
- Mounting feet
- Folding fans
- Repair switch, wired to fan
- EC fans
- DoD (Defrost on Demand) control
- Stainless steel housing
- Special fins
- DoD (Defrost on Demand) control

MONO°

→→→ Evaporators/air coolers for commercial operation

Evaporators/air coolers

Application	Refrigeration						
	Industry						
Design	LP	LPCSS	LPCSA	LPSSCO2	LPCO2	BLPC	BLPCSS
Geometry	offset						
Power range	0.5-15 kW						
Fin spacing	4, 7						
Medium	HKFW		NH_3	CO_2		glycol, brine	
Pipe material	Cu	stainless steel			Cu		stainless steel
Fin material	aluminium, epoxy, $AlMg_3$, stainless steel						
Air alignment	air intake from below, exhaust on one side						

→→→ Evaporators/air coolers for commercial operation

Details

Pipe configuration:
Offset

Air circulation:
Pressure operated

Defrosting:
Electric, hot gas or brine

Hygiene:
Foldable trays, bypass and fan plates provide
easy access for cleaning the devices from the inside

Construction:
- Welded condensate drains
- Ceiling suspension with slotted hole
- No condensation in exterior areas due to thermally decoupled drip tray
- Flat housing
- Easy to clean

Optional accessories

- Repair switch, wired to fan
- EC fans
- DoD (Defrost on Demand) control
- Stainless steel housing
- Side cover with hinge and quick release
- Special fins

Example references°

→→→ Travelling the world

Evaporators & air coolers

Project	Power	Device type	Year
Swire Cold Storage	850 kW	CUBIC NH3	2008
One Harvest Fresh Cut	235 kW	CUBIC HFKC	2009
KPC Kilcoy	649 kW	CUBIC NH3	2008
An Phat (Godaco) Sea Food	735 kW	CUBIC HFKW	2008
Glory Co. Ltd.	426 kW	Blastfreezer NH3	2009
Versacold Logistic	1230 kW	Penthouse NH3	2009
Kaona Poultry	840 kW	Blastfreezer HFKW	2010
V&P Freshfood	769 kW	Blastfreezer	2010
Bangkog Industrial Gas Co.	2350 kW	Custom designed NH3	2010
CP Foods	345 kW	CUBIC HFKW	2010
Lanna Agro Industry	1020 kW	CUBIC NH3	2010
KR Castlemaine	498 kW	CUBIC NH3 Glycol	2010
GFPT Poultry Processing	784 kW	Blastfreezer NH3	2010
Tesco Distribution Center	745 kW	CUBIC NH3	2010
JBS King Island	1120 kW	CUBIC NH3	2010
Primo Smallgoods	678 kW	CUBIC NH3	2010
Primo Smallgoods	590 kW	Penthouse Glycol	2010
Metcash Distribution Centre	1340 kW	Penthouse Glycol	2011
Coles Distribution Centre	770 kW	Penthouse NH3	2011
Global Food Trading Co.	395 kW	CUBIC NH3	2011
Hai Huong Seafood Co.	1464 kW	Penthouse/ CUBIC NH3	2011
Rand Distribution Centre	1032 kW	Penthouse/ CUBIC NH3	2011
Carton Freezer Facilitis Manazilo/Ensendada	2340 kW	Blastfreezer/CUBIC NH3	2012
PT Food Processing	545 kW	CUBIC NH3, HFKW	2012
Thai Union Food	764 kW	CUBIC NH3	2013

→→→ Travelling the world

Evaporators & air coolers

Project	Power	Device type	Year
CT Distribution Centre	542 kW	CUBIC NH3	2013
CP Meiji Co.	323 kW	CUBIC Glycol	2012
Rand Distribution Centre	969 kW	CUBIC NH3	2013
Thai Food, Kabintburi	855 kW	CUBIC, DUAL NH3 Glycol	2013
Salma Cold Storage	1280 kW	CUBIC NH3	2013
Oishi Food	880 kW	CUBIC NH3, Glycol	2013
Rand Distribution	1370 kW	Penthouse, CUBIC NH3	2014
Coles RRM Distribution	876 kW	CUBIC NH3	2014
EGCT Agricultural	576 kW	CUBIC Glycol	2014
EGCT Agricultural	805 kW	CUBIC NH3, Glycol	2015
Ingham Foodservice	655 kW	CUBIC NH3	2014
GFPT	476 kW	CUBIC NH3, Glycol	2013
Finlay Cold Storage	766 kW	CUBIC NH3	2013
Cargrill Ceylon PLC (KFC, TGI)	565 kW	CUBIC NH3	2013
Yurun	6000 kW	CUBIC NH3	2012
Furun	3000 kW	CUBIC NH3	2012
Longda	5000 kW	CUBIC HFKW	2008/10
Jinluo	15000 kW	CUBIC NH3	2014
Baojiashun	5000 kW	CUBIC NH3	2011
Fuxi	4000 kW	CUBIC NH3	2013
Triumpf Butcher's, Brovari near Kiev	326 kW	CUBIC, DUAL, MONO	2013
Crèpe de Brocéliande	6 x 23 kW	CUBIC HFKW	2014
Dounia Mea meat production	8 x 30 kW	CUBIC HFKW	2014
Dounia Mea meat production	6 x 15 kW	DUAL HFKW	2014
Dounia Mea meat production	5 x 30 kW	CUBIC NH3	2014

Example references°

→→→ Travelling the world

INDUSTRIAL REFRIGERATION°

Product overview

CABERO
HEAT EXCHANGER

We will be happy to advise you in detail.
Take us up on our offer!

www.cabero.de
info@cabero.de

CABERO Wärmetauscher
GmbH & Co.KG

Jesenwanger Str. 50
82284 Grafrath
Germany

We will be happy to advise you in detail.
Take us up on our offer!

www.cabero.de
info@cabero.de

CABERO Wärmetauscher
GmbH & Co.KG

Jesenwanger Str. 50
82284 Grafrath
Germany

engineered to succeed